

TUSCAN LIGHT PHOTO WORKSHOPS ITALY DIGITAL IMAGING / COMPOSITION

2018

South Tuscany Workshop # 1. May 7-11-2018

North Tuscany Workshop #2. Sept. 3-7-2018

COMPOSITION, LANDSCAPES, ARCHITECTURE. PORTRAITURE

BEST PHOTO WORKSHOP YET
S. TUSCANY
DON'T MISS THIS ONE!

TEL
505-328-5061

DHSTUDIO@MAC.COM

Composition.....Architecture..People..Landscapes CREATIVITY!

Five glorious days off the beaten tourist path in South Tuscany. *I lived in this region for seven years and know the area well, where to find the best photo-ops, local cuisines, inns, wines, gelato and I speak the lingo. Don't miss this chance, workshops are limited to 10 participants enabling me to spend quality time everyday with all participants.*

WORKSHOP OBJECTIVES:

DIGITAL PHOTOGRAPHY

COMPOSITION!
LENS CHOICE,
SEEING THE LIGHT.
CREATIVE
PROCESS...
GREAT FOOD!
GREAT MEMORIES!

This unique area of South Tuscany is populated with many ancient Etruscan towns and mid-evil castles. The terrain is undulating rolling hills, valleys and forests offset by mountains that are home to many small Italian villages and towns. Life in this particular area has remained relatively unchanged. The local foods, wines and restaurants maintain the charm of an unspoiled Italian culture. This is a unique opportunity for those who have been searching to discover and photograph in Italy where few tourists find their way.



S. TUSCANY...BEST PLACE ON EARTH TO PHOTOGRAPH!



Itinerary: 2018

Day 1. Sorano, Pitigliano and surrounding area. Both truly spectacular Medieval hilltop towns off the beaten track. Photographing in these picturesque Etruscan towns starts the workshop off on a high note.

Day 2. Montepulciano, Pienza and surrounding area.



Montepulciano is most famous for its wines and location in the historic **Valle di Orcia**. **Pienza** a majestic hilltop town that is famous for its Pecorino/sheep Cheese and Historical importance. Both true jewels of SouthTuscany.

Day 3. Tuscania, Marta and surrounding area. Tuscania is a classic fortress town with great views and fabulous architecture, Marta is a quaint fishing village

located on picturesque Lake Bolsena. A great place to photograph and meet the locals. Lunch at my favorite restaurant on the Lake. Great food priced for locals.

Day 4. San Fillipo and San Casciano dei Bagni. San Casciano is yet another majestic hilltop town with ancient Roman hot springs, historically it was a Winter retreat for wealthy Romans. Bring your bathing suits. Great views along the road to San Casciano!

Day 5. Puccie's 11th Century castle Proceno... I get the key to Puccie's castle *[these are my very good friends]* we tour the castle tower, ramparts, shoot still life images in her 16th century salon, 11th century wine cellar, gardens etc. We start the day in Acquapendente for the Local Friday



S. TUSCANY...SORANO...PITIGLIANO...TUSCANIA....

PAGE 3



Photography is an expressive art form that primarily relies on observational skills in relationship to light, form and composition. Foundational photographic skills including composition, lighting lens choice, camera function, will all be discussed and incorporated into this workshop. This workshop will be primarily taught in the field during our daily photographic excursions. There will be plenty of time for personal instruction, critiques as well as demo's. This

workshop is recommended for those shooting digitally, traditionally, and for anyone interested in honing their skills with their smart phone. Creativity /interaction with fellow participants and myself will be supported, helping to facilitate a positive upbeat learning environment. Every meal will be off the charts and half the price you would expect to pay in big Italian cities like Rome, Florence etc. This truly is a very special part of Italy !

I have been a commercial and fine art photographer for more than thirty years, most of that time I was living and photographing in Santa Fe N.M and the Southwest. I have specialized in architectural & interior photography as well landscapes and portraiture. Before starting Tuscan Light Workshops I was teaching digital photography in Florence Italy at the University Lorenzo De Medici. Now teaching at Santa Fe University of Art and Design. This workshop will focus on Digital Photography with emphasis on Composition, Creativity, lens choice and knowing the light.



COSTS... LOGISTICS...

WORKSHOP TUITION: \$1200.

Registration: A deposit of \$350.00 is required to hold your place.

Refunds are available until April 1, 2018. The balance is required by April 1, 2018. Accommodations and meals are paid by participants.

Car rentals: Available in ORVIETO for those interested!

ACCOMMODATIONS:

There are two great choices to choose from. Castello di Proceno is located inside the lovely hill top village of Proceno. The Hotel is run by my very good friends Puccie and Giovannee. The Castello is very charming, great restaurant, you can get all the info from their website. **The owners offer a discount to my workshop participants.** The prices are very reasonable web: http://www.castellodiproceno.it/index_eng.html

Choice two:

The Franciola: located just five minutes from Proceno in the Tuscan countryside. The Franciola is a working organic farm. A very special place run by Anna and her family. The views are spectacular, the

accommodations are lovely but a bit spartan although clean and comfy. The cost is a less here than at the Castello di Proceno. Both accommodations provide a wonderfully unique experience. website Franciola; <http://www.orvienet.it/agriturismo.franciola/>

Please keep me posted if you have any problems with reservations etc. I can help you with securing your accommodations.

Orvieto is the closest town in the region with a train station.


Orvieto will be your destination from there by car its just about forty five minutes to Proceno the area the workshop will be based from. It is not mandatory to rent a car. If you would like some independence from the group a car rental would be a very wise

choice. Cars can be rented in Orvieto, nearby the train station or from Florence or Rome depending on where you land. I rent a van for our daily excursions and do the navigating. If you don't rent a car I will pick you up from the train station in Orvieto. I will arrange a pickup and drop off schedule, there will be a reasonably priced fee for the service both ways. **Bring a friend and or spouse and save \$100 off your workshop tuition.** Please feel free to call me with any aspect of the workshop you may have questions about.



SORANO TUSCANY

TUSCAN LIGHT WORKSHOP TESTIMONIALS



He is a total package.

You do not go to take didactic lessons in classrooms but you go to see how an artist thinks and works. I wanted to get in his head and learn the way he looks at a scene and how he composes. How does he set up his camera? What is his workflow? How does he take a lot of pictures and then what is the post production in Photoshop? That is what you learn. Learning from David is like the movie 'Roshomon'. Every one will see whatever they want to see. Besides learning photography you will also find that David is a fine human being, Sensitive and friendly. Kirit Vora M.D.

"Sometimes things work out for all the right reasons. As an advanced amateur, I found myself doing the same old thing all the time and rarely felt fulfilled as an artist. I needed a new direction and went looking for options. I wanted to visit the Tuscany/Umbria area and found David on the web and available at the time of the year I wanted to visit. After a couple of emails and a call to one of his former students, I decided to take the plunge. I'm glad I did. David has a lot to offer and where I once looked upon my image taking as an end in itself, I now look upon each capture as a new beginning. Not only is David an accomplished photographer in the traditional sense but he has gone way beyond what most consider within the photographic realm. He's an accomplished teacher and communicates his vision and philosophy. I feel a new energy and look forward to a new photographic experience."

I thank you for your hospitality and instruction. We found the program to be great fun, the location and area unique and your knowledge of composition and Photoshop pushed us to greater understanding and sensitivity to our world.

Thank you again for this amazing Tuscan Light Workshop in October 2010. Shortly after checking out that we were all relatively technically oriented photographers David skipped the basics and led us directly to the compositional aspects of photography. David's art school background and his life as an artist gave us totally new perspectives. I especially liked the exercises where he helped us catch the best view of a single subject and develop our own personal vision.

"In my mind's eye, I visualize how a particular... sight and feeling will appear on a print. If it excites me, there is a good chance it will make a good photograph. It is an intuitive sense, an ability that comes from a lot of practice."
ANSEL ADAMS